

spiritalive



**IT'S EASY TO GIVE  
WITH THE TITHE.LY MOBILE APP!**

spiritalive




Whether you're sitting in service on Sunday, traveling on that well deserved vacation, or confined to your home due to bad weather, you can give securely when the time is right for you. Just open the Tithe.ly app or give online at [www.tithe-ly.com](http://www.tithe-ly.com) using your account.

spiritalive



**With a Tithe.ly account, you can give without re-entering your giving information every time. Simply hit the QuickGive button to give in 1 click or the standard Give button allows you to enter your gift amount and select the fund destination for your gift.**



Download the app  
from the Apple  
Store for your  
iPhone or Google  
Play for your  
Android Phone

TITHE.LY

Password

Log In

Create Account

Reset Password



Tap on “Create Account” to set up your account. You only have to do this the first time you use TITHE.LY

The image shows a mobile application interface for creating an account. At the top, there is a green header bar with a white back arrow. Below the header, the title "Create an account" is displayed. The form consists of several input fields: "First name" and "Last name" (grouped together), "Email", "Create a password" and "Confirm password" (grouped together), and "Create a four digit pin" and "Confirm pin" (grouped together). A grey "Submit" button is located below the form. At the bottom of the screen, a white dialog box with a dark border is displayed, containing the text "Tithe.ly" and "Your account has been created successfully!". Below the dialog box text is a dark blue "OK" button.

<

**Create an account**

First name

Last name

Email

Create a password

Confirm password

Create a four digit pin

Confirm pin

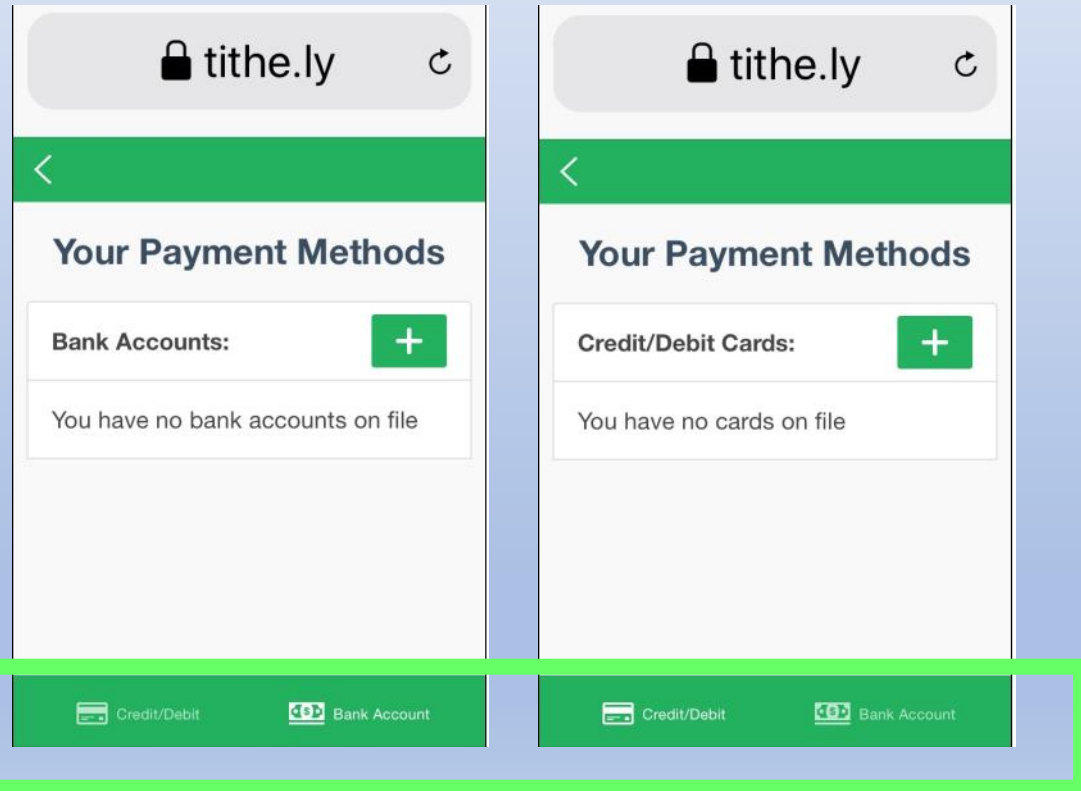

Submit

**Tithe.ly**

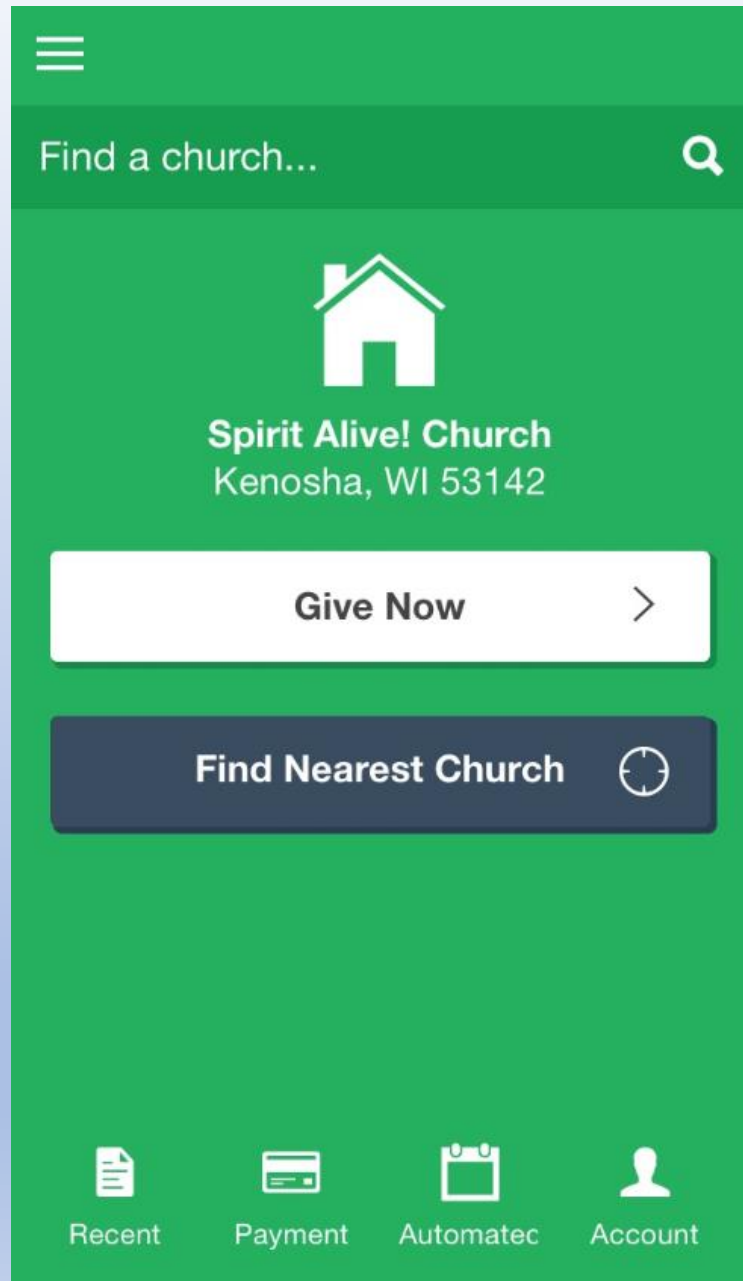
Your account has been created successfully!

OK

Enter your name  
and email address.  
Create a password  
and a 4-digit Pin.  
Click on Submit



To set up your banking information, click on the Payment Icon at the bottom of the screen. Select the applicable icon to set up payment from a credit/debit card or direct payment from your bank account.



The first time you use  
**TITHE.LY**, tap “Find  
Nearest Church”.  
Locate Spirit Alive  
Church Kenosha WI.  
Then tap “Give Now”!



The screenshot shows a mobile app interface for Spirit Alive! Church. At the top, there is a blue header with the church's logo and name. Below the header, the church's name and location are displayed. The main form contains several sections: a donation amount field set to 100.00, a dropdown menu for the fund set to General Fund, a summary line showing an additional \$3.30 covered and a total gift of \$103.3, an 'Add Gift' button, a payment method section set to Card (Visa \*\*\*\*3119), a 'Manage Payment Methods' link, two toggle switches for 'Cover card processing fees?' (which is turned on) and 'Setup automated giving?' (which is turned off), and a large dark blue button at the bottom labeled 'Give \$103.30' with a lock icon.

Spirit Alive! Church  
Kenosha, WI 53142

Amount: 100.00

Give to: General Fund

Additional \$3.30 covered. Gift Total: \$103.3

+ Add Gift

Card Visa \*\*\*\*3119

Manage Payment Methods

Cover card processing fees?

Setup automated giving?

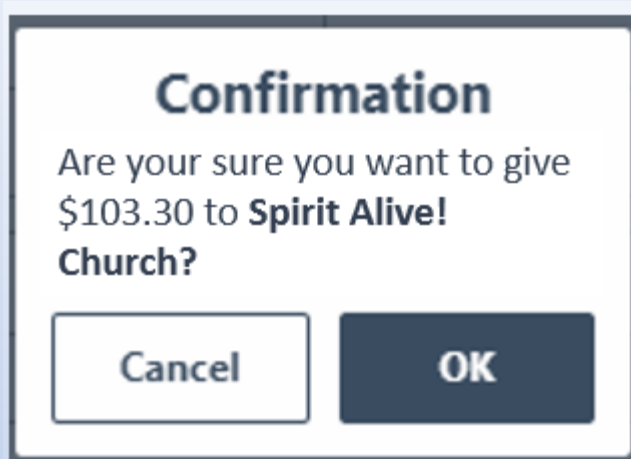
Give \$103.30

Enter your amount and  
select the fund.


You can cover the  
processing fees if you wish.

Then tap “Give”!

The 1<sup>st</sup> time you give, you will also  
be prompted to enter your address  
and phone number



Confirm that your amount is correct and press OK to submit your gift. You will receive a confirmation Thank you. A receipt will also be sent to your e-mail.



📅 Setup automated giving?

Give \$103.30

Give: Every Week

On Sunday

Give \$0.00

Give: Every 2 Weeks

On Sunday

Give \$0.00

Give: 1st & 15th Monthly

Starting on the 1st

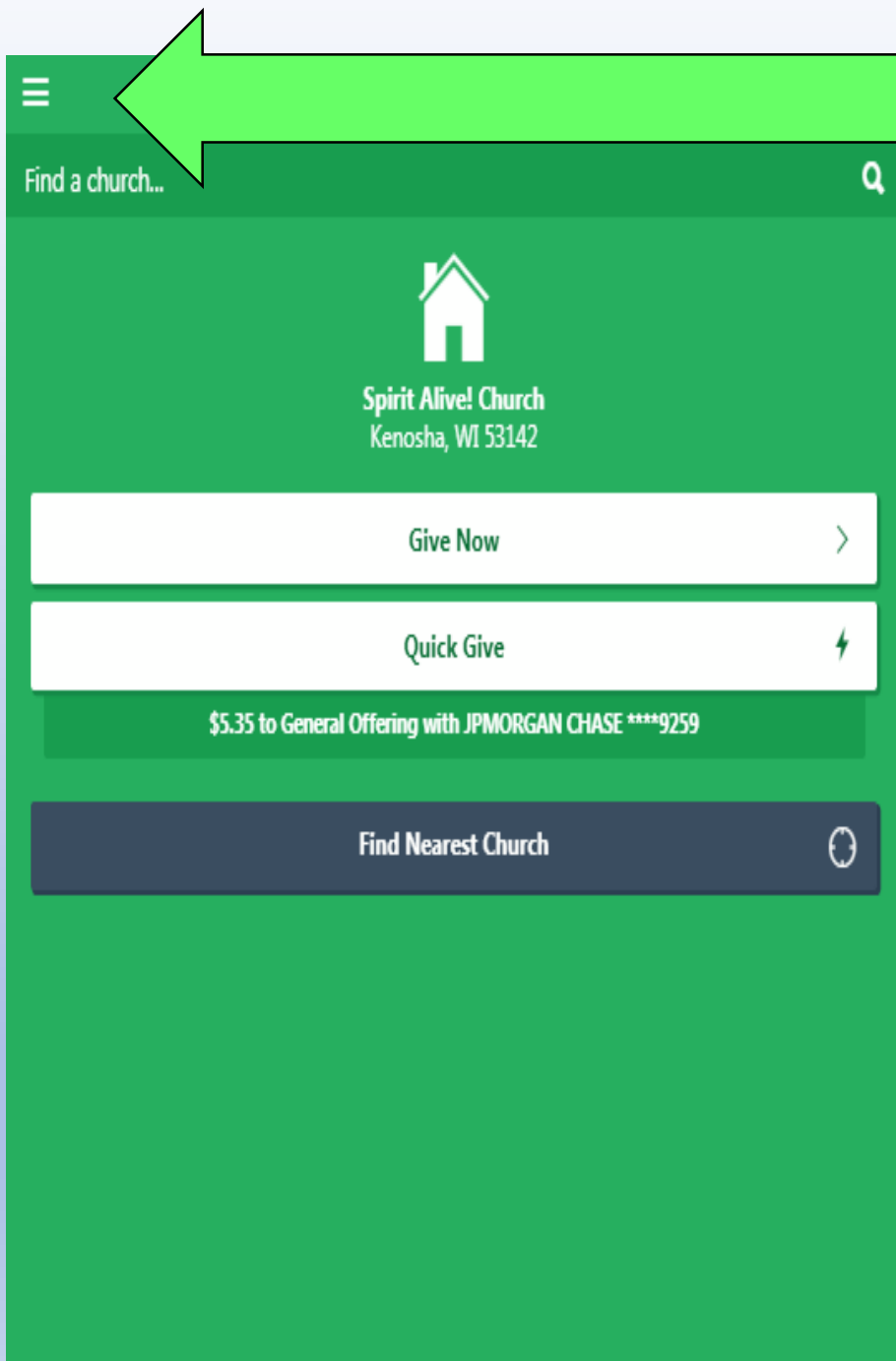
Give: Every Month

- 1st
- 2nd
- 3rd
- 4th
- 5th
- 6th
- 7th
- 8th
- 9th
- 10th
- 11th
- 12th
- 13th
- 14th
- 15th
- 16th
- 17th
- 18th
- 19th
- 20th
- 21st
- 22nd
- 23rd
- 24th
- 25th
- 26th
- 27th
- 28th

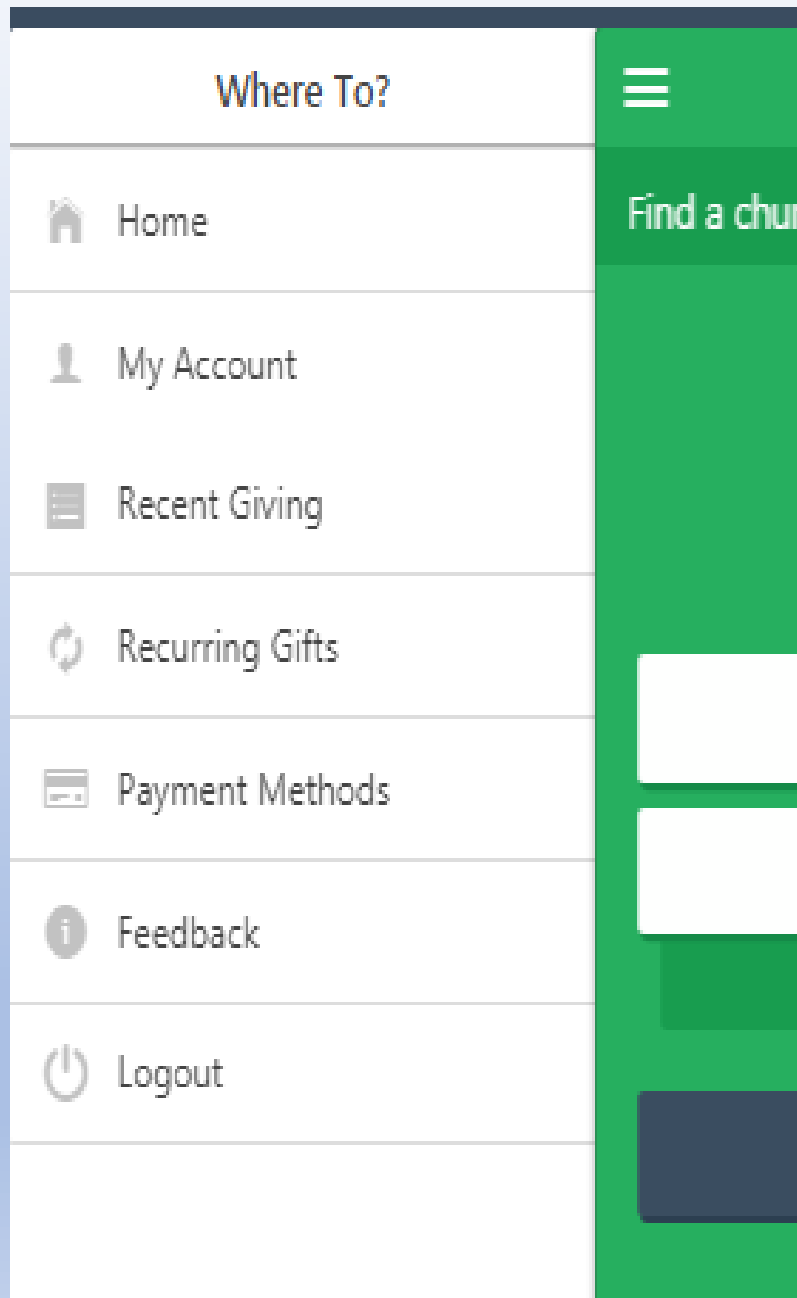
Giving automatically is easy and can be completed on your schedule!

- Weekly: choose the day
- Biweekly: choose the day
- 1<sup>st</sup> and 15<sup>th</sup> day of the month
- Monthly: choose the day

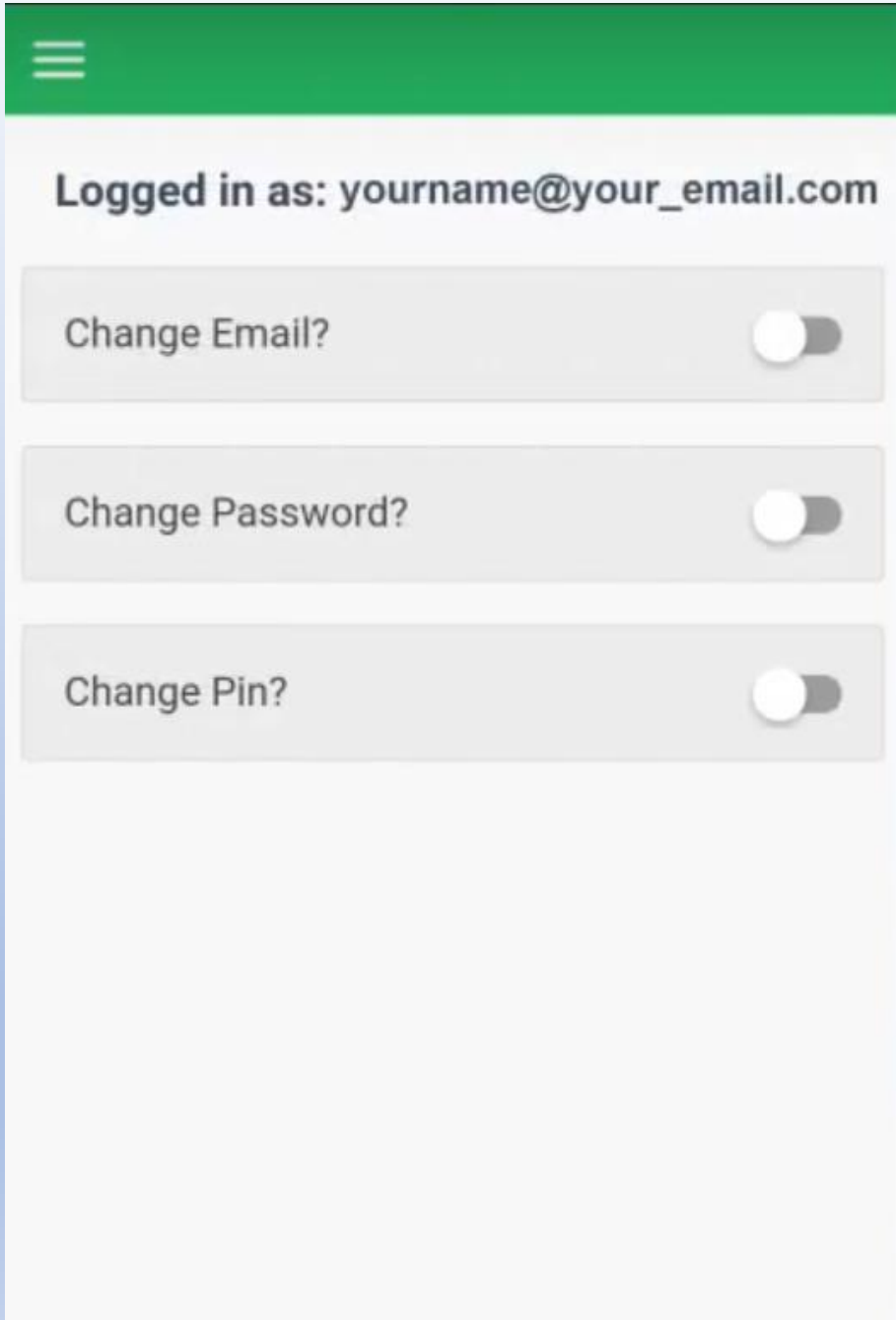
You pick the day that is best for your budget!



Want to change your settings or keep track of your giving? Just tap the 3-bar menu at the upper left of your screen



**Modify your settings, change your accounts and keep track of your giving – all in the palm of your hand.**



Change your e-mail,  
address, and  
secure your  
account with  
password and PIN  
protection.

spiritalive



**IT'S EASY TO GIVE  
WITH THE TITHY.LY MOBILE APP!  
OR visit [Tithe.ly.com](https://Tithe.ly.com) to setup your  
account through your computer**

spiritalive

